

oh my, it's may!

we just had to share this great story with you guys. our really good, **super-sweet friend nicky** lives far, far away in holland. nicky is a very good storyteller and when she got her hoops&yoyo plushies, she decided to show and tell us about their first easter in her country. **hope you like it as much as we do!**



A Little Easter Story

written by nicky

In Holland, Easter lasts for two days.

One on Sunday, and one on Monday!

(That way, everyone can enjoy the beautiful decorations for an extra day!) This year,

hoops&yoyo arrived just in time for all the Easter fun.

Nicky's two little plush bears, Puck&Pookie, were very excited.

They spotted Mr. and Mrs. Bunny in the backyard!

Everyone ran to look (well, everyone except for hoops, who wanted to look good for the camera).



Nicky warned that it would be very difficult to meet Mr. and Mrs. Bunny, as they are usually very shy. Plus, there was another family in the garden that day, to everyone's surprise.

The gnome family was there, and they are even more shy than Mr. and Mrs. Bunny!

Puck, Pookie, hoops&yoyo got closer and closer...



And would you believe... Mr. and Mrs. Bunny were just as excited to meet them! They were in the area to visit with the gnome family and hide some eggs, and invited Nicky and her friends along for a spot of Easter tea.



Of course, there were Easter eggs to be found before the party could really start.

Puck and Pookie thought it would be a great idea for everyone to come into the house for Easter breakfast. They shared some very special bread with Nicky.



The bread has fruits and nuts baked into it, and it is dusted with powdered sugar. (atchoo!)

This is Nicky! Hi Nicky!



hoops&yoyo liked the breakfast treat so much, they asked Nicky for more!



Mr. and Mrs. Bunny had many more eggs to hide, so they had to be on their way. No one wanted them to go, but they reminded us they'd be hopping down the bunny trail again next year!

The End



FAN OF THE MONTH

hoops&yoyo



13 year-old brandon is one **amaaaazing kid!** he not only plays the alto saxophone in the school band, he's also whiz at computers, he loves to draw, he sings karaoke, he got straight A's on his report card (wow!), he has the best grandma in the whole world (who is also the best chef in the whole world, along with brandon's dad) and he still finds time to read every single one of our newsletters! brandon, you're like a superhero or something...how do you do it? we're lucky if we can eat one bag of corn chips in a day, let alone do all of that neat stuff like you!



brandon
fan of the month




this fan of the month also tells us that he has a pretty big family. he has a mom named dara, a dad named steve, a little brother named austin, a dog named quincy, four cousins named danielle, morgan, harrison and brittany and again, the best grandma barbara in the whole world! he has lots of favorite tv shows, especially "that's so raven", *he looooooves* alaskan king crab legs and pizza (we hope not together...that would be messy!) and he really, really wants to go to rome, italy. *psst...brandon,* try sending mom&dad some of our italian e-cards...they just might do the trick!





FAN OF THE MONTH

hoops&yoyo
(PART 2)



we're very excited to also mention that brandon takes his hoops&yoyo newsletters with him to school, to read in between classes and when he's finished with his schoolwork. we like to think of it as a fun commercial break from all that good learning and stuff. but you know what? most of brandon's friends didn't know who we were! they looked at him all funny and stuff and said, "hey brandon—who's that pink dog and green alien on that newsletter?" and brandon set them straight and said, "why, it's *hoops the pink CAT* and *yoyo the green BUNNY*, sillies!" so thanks brandon, for representing. we owe you one, dude! **thanks for being our buddy**, and for **telling everyone about us!** (oh yeah, and um, "bob" wanted to know if we could come over for some of grandma barbara's cooking. yeah...bob. that's it.)



THINGS TO LOOKY LOOK FOR



countdown to summer!

dude! like, it's almost summer. that's so, um, radical! so check out our new summer announcement e-card, catching a wave to hallmark.com soon!

all shook up

yes, we are almost done with the "coffee jitters" e-card we mentioned way back when. it's taken us a while to get the actual caffeine out of our systems so we could do all the paperwork and stuff to get it up on our site! (it's really hard to staple after three grande-mocha-latte-caramel-espreso jumbo javas!)


plush peek

we've been telling you about them foreveerrrrr, so we decided it was time to show you a plush or two. they'll be ready to go home with you in about 100 days... we're just making sure they go through all of bob's "good manners" classes before we turn them loose.



hope for mondays

we know you don't like mondays. after two days of sleeping in till noon and laying around in the sunbeams while nibbling on corn chips (ok, maybe that's just us), it's reeeaaally hard to get up early and go to *sigh* work. so here's a little something to make your mondays brighter. a new screensaver! woohoo! look for it soon!



HOOPS&YOYO favorites

may holiday

h.: mayday, mayday!

y.: happy mother's day, bob!

word that rhymes with may

h.: hey

y.: alphanumeric display

mayflowers

h.: the mold on that piece of bologna in the back of bob's fridge

y.: wildflowers

may activity

h.: singing loudly in the car with the windows down

y.: planting chocolate chips in the garden (they'll grow into big cookies... I think.)



puck's
CRAFTY CRAFTS



Mother's Day tissue paper flowers

Step 1:

for each flower, stack 6 different-colored sheets of tissue paper, measure and cut each piece to 12" x 12", then fold the stack accordion style.

Step 2:

twist a pipe cleaner around the center. twist a second pipe cleaner to make a stem for your flower. you can add a third to strengthen the stem.

Step 3:

trim both ends of your folded paper to round the edges.

Step 4:

open the flower by gently pulling 1 layer of tissue paper at a time toward the center.

Step 5:

take at least 3 flowers (or more depending on the size of your vase) and twist the stems together to make a bouquet to place in your vase.

Step 6:

print out and cut out the decorations and card. add the ribbon with double-sided tape and write a nice note to Mom in the card!

have a happy Mother's day!

here's what you'll need:

- * 6 sheets of tissue paper in different colors (approximately 12" x 12") for each flower
- * two 12 inch pipe cleaners (use 3 for extra strength) for each flower
- * scissors
- * ruler
- * double-sided tape
- * vase or carafe to display your flower arrangement
- * printer paper for your color printer



tissue paper flowers *{print out this page}*



Cut just inside
the blue outline
and fold card in half.



fold



fold

hoops&yoyo Easter PHOTOS



more easter fun!

no one takes easter photos like hoops&yoyo fans!
here are some of our favorites!



EVEN MORE hoops&yoyo

Easter PHOTOS



www.hoopsandyoyo.com

©Hallmark Licensing, Inc.

OFFICIAL HOOPS&YOYO™ NEWSLETTER

hoops&yoyo FAN (TASTIC) GIFTS

we're really spoiled.

bob's office is filled with stuff. and not the usual stuff, like wadded up papers with e-card ideas on them, but really cool stuff, from our fans!

mmmmmmmm!

take a look at the delicious girl scout cookies from our friend mary. (she also made us honorary girl scouts... how amazing is that?!?) thanks, mary!




even more treats

and nicky from holland not only sent us the fabulous easter story, but some very special sweet treats, too. we love you guys!



SEND your emails to us at: hoopsandyoyo@hallmark.com



e-MAIL ((GROUP))

lavon ... wake up – you’re snoozing on the keyboard again and sending us messages that say “qwertasdfgzxcv”!!!

masha sent us a springtime song and it worked! spring is here!

nicky taught us our two new fun words of the month – ‘knuffels&kusje’ that are really fun to say and do! hugs&kisses to you, too, nicky!

visiting **taipai 101** was an awesome way to welcome springtime – thanks for taking us along, **ya-wen**!!!

trish, we’re sorry the deer ate your tulips – maybe if you put some doughnuts out for them, they’ll leave your flowers alone (well, it would work for us!)

kim — you and your airmen pals are mach1 in our books – keep up the great job!!!

tammy ... did you return mr. peabody & sherman’s waaaaaaay-back machine yet? if not, can we borrow it?

happy springtime to **marie-catherine & erin**!!! (ok, now which newsletter is your all-time favorite!?)

krissmoss — how did you and teenagedude like elvisville and the blue dudes?

happy 28th anniversary, **doug&marci**, and wishing you a happy 28 more!

eb — how is that money 1-oh-1 class going???? let us know if it worked!

so, **mimi&bb**, how many tiers did you decide on for that wedding cake? 3? 4?

nathan&brigitta ... the answer to your cereal question is ‘yes - every single morning!!!!’

shuz ... what is the 2nd year medical school term you like to hear the most??? ‘sleep’ or ‘free food’?

hey, everybody! ice cream party at **missy’s** place – last one there is a leftover easter egg!!!

pamela-bunny, you are a diamond in our eyes and we’re sure glad our eyes helped you find yours!!!

May Celebrations

may 6th: it’s **lewis&theresa’s** big wedding-cake day!!!

may 7th: happy birthday, **maire** – we hope all your wishes come true!

may 11th: **cathie** sends chocolate covered strawberry happy birthday kisses to **john** today!

may 12th: have a big scoop of chocolate ice cream and wish **jill** a happy 39th birthday today!

may 13th: happy birthday to **peeper** from all of the **barnum family**!

may 19th: happy 1st anniversaries to **john&gri** – eat a bite of that icecreamcake for us!

may 23rd: **shelby** is blowing out loooooooots of candles today!



www.hoopsandyoyo.com

May



mon

1

tue

2

wed

3

thu

4

fri

5

sat

6

sun

7

8

9

10

11

12

13

14



15

16

17

18

19

20

21

22

23

24

25

26

27

28

29



30

31

