

hoops&yoyo newsletter

no. 15

mooshy month!

we're drawing & cutting & gluing our valentine's decorations...how about you? we've gone through a whole box of doilies trying to get them just right. **this love stuff is hard work!**



by the way, we'd love to see your pictures from valentine's day, especially if we're in them! you can send them to us at hoopsandyoyo@hallmark.com. (please send jpg files if you can!) oh, and remember to eat **lots&lots** of little heart shaped candies this month... they're guaranteed to put you (and your dentist) in a good mood.



FAN OF THE MONTH

hoops&yoyo



amanda is crrrrrazy for hoops&yoyo. she's got hoops&yoyo on her cell phone, her t-shirts, in her room and more! plus, her mom tells us that her plushies haven't




Amanda
fan of the month



left her side since they came home with her...not even when she goes to school, on vacation, rollerblading, swimming or mountain climbing! (just kidding about the mountain climbing...) amanda tells us that she's also a big fan of disney and the muppets, she's been on tv three whole times (a celebrity! cool! now you can say you've been on our web site too!)

← *(this isn't amanda - this is her mom, jackie)*







FAN OF THE MONTH

hoops & yoyo

(PART 2)



amanda says her best friend ashley introduced her to us, her favorite color is green (yoyo says “woohoo”), she loves to sing more than anything and she has three cats (hoops is smiling). she also said that she loves us and well, (blushing) we love you too, kiddo!

happy-fan-of-the-monthing!



THINGS TO LOOKY LOOK FOR

HOOPS&YOYO *Favorites*

valentine's day candy

h: cinnamon gummy hearts

y: heart-shaped suckers

valentine's day character

h: cupid

y: the valentine's day bunny
(he's the easter bunny's cousin,
once-removed)

mooshy or sad love song

h: i'm sorry i made you cry, but at
least your face is cleaner

y: take me to the corn field honey
and i'll kiss you between the ears

mooshy nickname

h: poopsie woopsie

y: honeybunny

new hoops&yoyo products!

we can't say what they are yet, but they're coming soon!

the return of our animated series!

bob&mike are hard at work on a new episode! keep your eyes open and your hoops&yoyo homepage up!

moooooore e-cards!

you like sending 'em, we like making 'em! our new "get well" e-card just went up, and there's lots more where that came from.

the ultimate hoops&yoyo plush!

brace yourselves. we're finally putting some new plushies out there that are (gasp) the right size! you see, in the first batch, yoyo was made to be the exact same size as hoops. this was fine with yoyo, who liked being a little bit taller than he shoulda been, but hoops&bob thought that it just wasn't right. bob also talked to sprinkles—um, penelope, um...actually we're not sure what her new name is yet but she wanted a plushie too. so now you'll be able to collect all three! hope you dig them!



DECEMBER EXTREME SUPREME CALENDAR SUBMISSIONS ROUND #2!

(we got these in December, but not in time for the last newsletter!)

| | | | | |
|-------|---------|---------|-----------|---------|
| annie | simi | fran | jilaine | mike |
| nicka | yolanda | liz | emilie | eric |
| derek | david | rainbow | megan | marty |
| joann | katelyn | sunny | elizabeth | dora |
| megan | sallye | kylea | shannon | stephen |

puck's CRAFTY CRAFTS

Paper Jewelry

here's what you'll need:

- * photo glossy paper for your printer
- * chipboard (a package of printer paper usually has one sheet of this cardboard-like stuff at the very bottom) or heavy poster board.
- * craft glue.
- * decoupage medium (Mod Podge Glossy)
- * scissors
- * a pin back
- * a paint brush (a foam brush will work, too)
- * aluminum foil or wax paper
- * a hot glue gun
- * a print out of the next page

Step 1:

glue the images you'd like to use to the chipboard (some laser jet prints might smudge if they get too wet. try not to use too much glue).

Step 2:

once the glue is dry, cut your shapes out and glue them together in any way you'd like!

Step 3:

using a paint brush, coat your pin with the decoupage medium and let it dry. three coats should do the trick. just make sure it's thoroughly dry before you add the next coat.

Step 4:

if you have them, glue some rhinestones on your pin for a little extra sparkle.

Step 5:


using your hot glue gun, attach the pinback to the back of your pin.





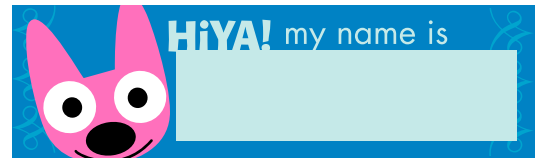
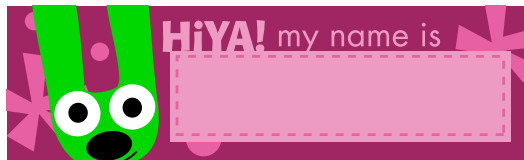


Step 6:

pin it on someone niiiiice!

Step 7:

hugs all around!





SEND your emails to us at: hoopsandyoyo@hallmark.com



e-MAIL ((GROUP))

ella ... are you practicing those dance moves so you can take the lead?

kara — thanks again for reminding us of the all important january 23rd national pie day – our forks are in the air to you!

rob&becky's bun that was in the oven has a name and it's "owen" ... "cinnamon roll" was already taken!

bettina took us to argentina for Christmas and we had the bestest grilled pizza and empanadas on the planet with her wonderful host family – thanks, bettina!!!!

alex deserves a big, chocolate covered shout-out this month ... with sprinkles!

amy&nichole ... we are most honored to be a part of your friendship circle – thank you!

lin, shelley, rahul & sonali took us to a diwali celebration in india and our new favorite word is "burfee"!!!

jess is officially certifiably divable and we think that calls for a double scoop rootbeer float with ginger snap cookies on the side!

steph's nephew checks us out every day and she sends him a super-duper-triple-chocolatey <<hug>>

jenna ... carbo-load at the pasta dinner before you take on those 26.2 miles in the marathon ... it's the best part!!!

hannah's friends at villa rica will help celebrate her 13th on february 22nd – that's what friends & cupcakes are for!

gaby spent her holidays snorkeling and swimming and enjoying gallo pinto every day – nothing like christmas in costa rica!!!

davonne ... is that chocolate peanut butter banana bread pudding ready yet???

franka's friend cristina hopes her birthday on the 14th was as special as franka is!

diana ... welcome to cyberspace – you're doing just fine and will graduate to cybersonic in no time!

barbara&patrick had new york cheesecake, tiramisu, and bananas foster for wedding cake!!! <<kerthunk, kerthunk>>


ashleigh ... have you taught chili the chinchilla to fetch yet???

david told us about a great new buttery cookie treat that has currants, ginger, and a cherry on top! we totally agree with his mom that there's nothing wrong with adding a little chocolate to it – brilliant, mom!!!

connor&rachel ... are we still driving you batty? are we, are we??? huh, huh, huh?!?!? ;)

ed — did you give the wife <<hugs>> for us yet? just checking.

jeffrey — our friend sharon has beenthere/ donethat and is sending super positive <<hugs>> your way and so are we, dude!





February

www.hoopsandyoyo.com



sun

mon

tue

wed

thu

fri

sat

5



7

8

9

10

11



12

13



15

16

17

18

19

20

21

22

23

24

25

26

27

28

